

Magna Carta 800th The River Relay & Boating Parade



GUIDANCE NOTES 2

Sunday 14th June 2015

The Coxswain or Skipper of every craft MUST read and fully understand the relevant sections of this document

To define the relevant sections, refer to your Individual Craft Instructions (ICI)

Please bring this document with you to your designated launch/muster point where you will be given your MC800th flag.

This event has been organised by Thames Alive on behalf of
The Royal Borough of Windsor & Maidenhead and
The Borough of Runnymede.
www.thamesalive.org.uk/magnacarta

---INDEX---

	Page
Introduction	3
Participation Requirements	4 – 6
Sunday 14 th – General Information	7
Craft Starting at Runnymede	8 – 9
Craft Starting at Staines-upon-Thames	10
Craft Starting at Datchett	11 – 12
Craft Starting at Oakley Court	12 – 14
Static Moored Boats	15
Finale Row Past	16 – 17
Charter Flotilla & The Queen's Row Barge 'Gloriana'	18 – 21
Dispersal	22
Timetable	23
Maps	24 – 34

MAGNA CARTA 800TH ~ RIVER RELAY & BOATING PARADE

Over the week end of the 13/14th June 2015 many countries around the world will be celebrating the 800th anniversary of the sealing of Magna Carta at Runnymede in 1215.

There are a number of other events being organised in the UK ~ details can be found at www.magnacarta800.co.uk .

Thames Alive has been commissioned by The Royal Borough of Windsor & Maidenhead and the Runnymede Borough Council to create and manage a two day relay of traditional boats to carry a modern facsimile of Magna Carta through the boroughs on the River Thames.

The River Relay will start on Saturday 13th June at Hurley, stop at designated locations for the facsimile to be handed on and presentations to be made about 'The Story of Magna Carta' finishing at Runnymede Pleasure Grounds on Sunday 14th June with the arrival of King John to re-enact the great moment when he sealed the document.

During the day of the 14th there will be an '800 Years of Boating Parade' on the River Thames at Runnymede during which other characters from the 'Story of Magna Carta' will arrive and set the scene for the finale.

You and your boat have been invited to play a part in this memorable event either as a member of the Flotilla, or as an Escort or in the Parade.

We will all have to work together to make this an enjoyable, safe event for us and those watching. Please work with all the other boaters on the river to achieve this goal.

These Guidance Notes have been written to assist you in participating in this River Relay and Parade.

Please read, understand and then follow the directions (both in this document and from the Marshalls afloat) as this is a complicated event involving many boats and other river events all working together within the physical limitations of the River Thames.

Please also ensure you review the separate administration website which will:

- Give you additional guidance and a video briefing specific to your flotilla
- Provide on-the-day updates in relation to weather and possible changes to the event

<http://www.thamesalive.org.uk/magnacarta/admin>

Come prepared for all weathers with sufficient clothing catering for both the sun and rain. Consider refreshments whilst afloat ~ bring plenty of drinking water to ensure you do not dehydrate.

Please leave the consumption of alcoholic beverage until you are safely ashore ~ this many boats and alcohol do not mix!

Enjoy this 'Royal Progress' down the River Thames.

The Thames Alive Team

ALL PARTICIPATING CRAFT

- Every boat must be individually covered by valid public liability insurance up to £2 million for any one claim and for any loss, injury or damage to property or persons (including all persons aboard the craft).
- No support boats or individual towing boats will be permitted to join the flotillas.
- Only those craft confirmed as invited by Thames Alive will be permitted to participate. This will be shown on the boats by the issue of the MC 800th River Relay flag and on canoes and punts by a MC 800th sticker
- All boats must have a securely mounted flag pole (preferably in the bow) for the MC 800th RR flag (h54cm x w90cm) that will be issued on arrival at your nominated launch/muster point. Other personalised flags may be flown from another flag pole but should not impede the vision of the Coxswain/helm.
- All boats participating in MC 800th River Relay are advised to carry a buoyancy aid or life jacket for each person aboard. All crew are advised to wear theirs when passing through locks, when moving around the boat (during any crew changes), when embarking and disembarking.
- Anyone who cannot swim at least 25m fully clothed MUST wear a buoyancy aid or life jacket at ALL times.
- All boats MUST carry a bailer (attach to the craft), hand or electric pump.
- All rowing craft MUST carry short canoe paddles to assist in manoeuvring in locks
- Coxswains must be carrying these Guidance Notes for reference during the River Relay – we suggest they are stored in a waterproof bag.
- All craft will follow the instructions contained in these Guidance Notes, but the Master of the craft will at all times remain responsible for the consequences of their own navigation and it is their decision to take part and/or continue to participate.
- We recommend that all crew and in particular Coxswains view the EA video on www.boatingonthames.co.uk .
- All participating boats are to comply with any instruction given by an EA Lock Keeper or EA Officer, Thames Alive Marshall, NER Safety Boat or Control Boat as the timings of the River Relay are paramount to its success.

- All craft must maintain (where possible) their allocated station in the River Relay and should not fall behind their group.
- No boats are to overtake the section of craft in front of them ~ this is a processional row ~ a Royal Progress!

*******THE RIVER RELAY & PARADE IS NOT A RACE*******
- If/when there is a delay at a lock we ask that the Charter Flotilla and Queen's Row Barge be afforded priority ahead of all other MC800 RR boats
- If, for any reason, your craft is unable to maintain the speed being set by your section of the flotilla please move to the starboard side and seek safe moorings.
- If your craft is immobilized for any reason or becomes damaged - and you need urgent assistance - your Cox should remain seated, cross and uncross their arms above their head and if possible wave a piece of white clothing in the direction of the nearest safety boat.
- If any person aboard your craft becomes unwell signal in the same manner as above and follow instructions from the attending safety boat.
- Safety Boats will be identified by a black flag with white 'Safety' lettering. There will be safety boats in attendance for each section of the flotilla.
- In the event of a floating obstruction in the river the attending Marshall or Safety boat will display flashing blue lights, on seeing this all participating craft will take avoiding action and continue to row down the course.
- In the unlikely case of 'Man overboard' one member of the crew is to shout loudly "Man overboard!" and point at the location of the person in the water. The Coxswain will attract the attention of the nearest Safety boat and then follow instructions. All other craft are to keep rowing down the course, craft must not round up and attempt to recover. Recovery of a MOB will be carried out by Safety or Marshall Boats *not* participating craft.
- No alcohol may be consumed by any person whilst afloat as part of the MC800 River Relay or Parade.
- VHF radios will NOT be used by individual manpowered craft. Any communication required with other craft will either be carried out directly verbally or by mobile telephone.

- The organisers will not be held responsible for the loss or damage to any mobile telephones or any other such items.
- Mobile phones and valuables should be kept to a minimum and carried in sealed waterproof bags.
- Motorised craft with VHF radio should maintain a listening watch on the dedicated channel which will be notified to you via the website:
<http://www.thamesalive.org.uk/magnacarta/admin>
- In the case of severe weather conditions on the morning of 13th or 14th June a decision will be made by the TA Event Organiser and NER Safety Officer as to the suitability of low free board craft having continued participation in the River Relay. This will be communicated to all individual craft and crews as early as possible via the website <http://www.thamesalive.org.uk/magnacarta/admin>
- All participants must ensure they are prepared for all weather conditions ~ carry waterproofs, warm clothing, sun hats, sun block, drinking water ~ little or no facilities will be available once you're afloat.

SUNDAY 14TH JUNE 2015

Your boat is part of a specific flotilla or escort. Please refer to your ICI (Individual Craft Instructions) document to confirm which section below is applicable to you.

The object of the day is to create a Parade of Boating through the 800 years since the sealing of Magna Carta. It is hoped we can achieve this through boats of different ages or different styles or design parading together up and down the reach.

Please check the following website for further instructions and also for event updates on the day: <http://www.thamesalive.org.uk/magnacarta/admin>

To provide us with a Parade area, a buoyed course will be laid down the Runnymede meadow reach leaving a two way navigation channel on the north side of the river. Please see map on page 30. We will create a circulation pattern of your craft using the Navigation channel going upstream and the Parade channel when transiting downstream.

On the day you will receive instruction from the Marshalls to group with other similar sized/styled/aged boats.

Maintain a steady progress, please do not celebrate with the spectators whilst moving upstream in the navigation channel – safety is paramount.

A few of you will be nominated to carry costumed actors who are telling the story of Magna Carta. If you are carrying a MC800 character – on arrival at the downstream end of the parade moor temporarily at the RPG moorings to disembark your passenger.

Please be aware that French Brothers will be operating a small foot passenger ferry from Runnymede meadow to Ankerwyke (see map on page 31). They'll be moving diagonally across the navigation and parade channel - facilitate this as much as possible.

We will now detail the boat movements from the different locations on the 14th June:

- Boats starting at Runnymede
- Boats transiting from Datchet
- Boats transiting from Oakley Court
- Boats transiting from Staines-upon-Thames

CRAFT STARTING AT RUNNYMEDE

You will be arriving either by river or by land with your boat on a trailer.

The base for our operations will be at Wraysbury Skiffing & Punting Club (WSPC) which is situated on the river bank behind the Runnymede Pleasure Grounds (RPG).

There will be a temporary slipway and a trailer park upstream of the clubhouse, reserved EA moorings downstream of the clubhouse and car parking 100m downstream, along the A308, at the CDC warehouse site.

Road access to the site must be from the M25 junction and roundabout to the East, nearest Staines – this is due to security measures being installed for events on the 15th June at the western end of the Runnymede meadows.

Please see attached map.

BOATS ARRIVING BY RIVER

Please arrive in good time (by 10:00).

Motorised craft moor as directed on the EA moorings beside the large green warehouse site (CDC Ltd.) – smaller craft please moor three abreast, larger craft two abreast, similar style of craft alongside each other.

Manpowered craft pass the WSPC clubhouse, slipway and land bow on to the shallow sandy beach. Disembark over the bows of your craft.

BOATS ARRIVING BY ROAD

Please arrive in good time (by 08:00), allow for heavy traffic in the area on the morning of the 14th June. Drive in to the RPG car park and drive straight ahead, passing through a low barrier (an MC800 RR Marshall will direct you) and take directions to turn and launch your boat on the slipway.

If possible utilise one of the wooden launching trolleys – thank you. Manpowered craft should then be pulled up, bow on, along the shallow beach upstream of the slipway.

Park your trailer as directed and then relocate your car to the warehouse car park 100m left out of RPG car park. This car park is only available for towing vehicles displaying a badge which will be issued on the day.

AFTER YOUR ARRIVAL AT RUNNYMEDE:

From 10:30, all craft proceed upstream in the navigation channel to the Parade Start (see map)

Continue upstream to the large numbered buoy – turn around this buoy.

Form into groups of similar sized/styled/aged boats, and proceed downstream.

On reaching the 'Regatta' warning board pass to the starboard (right) side in to the buoyed area.

Proceed in line astern slowly down the Parade area and celebrate with the spectators on the bank.

On arrival at the Parade Finish, you can either:

- Complete another circuit of the parade
- Moor in the appropriate place

REPEATING THE PARADE:

- Turn around the downstream numbered buoy
- Proceed upstream in the navigation channel
- Turn around the upstream numbered buoy

MOORING:

- If you decide to moor at this point, please refer to the map (page 31) for your mooring location.

IMPORTANT NOTE:

**At 13:00, please refer to Page 16 to prepare for the
Finale Row Past.**

All boats are to proceed with caution at all times as the river is open to normal traffic and we have over 170 boats invited to our event.

Please take instruction from Marshall, Safety or EA launch.

MOTORISED CRAFT ARRIVING FROM STAINES-UPON-THAMES

The escort for the final row past will not include motorised craft – all motorised craft will be moored on Runnymede Meadows

11:30 Arrive and Transit Bell Weir Lock

12:00 Depart Bell Weir Lock, proceed upstream in the navigation channel past Runnymede Pleasure Ground.

Maintain a steady progress, please do not celebrate with the spectators whilst moving upstream in the navigation channel – safety is paramount.

Turn at large numbered buoy upstream of French Brothers boatyard.

12:45 Proceed downstream through the Parade area, turn when safe and moor on the Runnymede meadow bank

The craft carrying The Mayor of Spelthorne should on arrival at the downstream end of the parade, moor at the RPG moorings and disembark your VIP. Then move immediately to a meadow bank mooring.

Prepare to welcome the Charter Flotilla and QRB 'Gloriana'

CRAFT MOORED OVERNIGHT AT DATCHET

For those of you who were part of the River Relay on the 13th the objective for the morning of 14th is to move all of you and your boats downstream as quickly and safely as possible.

We ask that ALL escort boats from the 13th commence transit downstream as early as possible – certainly by 0900. This is to ensure the following:

- you can join the craft launching at Runnymede
- you all take part in the 800 Years of Boating Parade
- you are in the correct place to escort the Charter Flotilla and/or QRB 'Gloriana' in the finale row pasts at Runnymede.

To achieve this we must work together allowing for the Human Race Triathlon in Windsor – this involves 3000 swimmers in the Thames between 05:00 and 10:00, however there will be a navigation channel maintained.

Please follow any instructions/directions from all safety boats and the EA launches which will be patrolling the area.

There will not be any Escort flotillas during the passage downstream due to the Triathlon. However, as you transit downstream please stay in lock fill groups of craft - you're still part of the 'Royal Progress' and spectators will be coming out to cheer you on.

Those boats that achieved overnight moorings at Datchet have a head start and will certainly reach the goal of early attendance at Runnymede.

10:00 Boats of like size or style/age form in groups and proceed downstream to Old Windsor lock

10:30 Arrive Old Windsor lock, transit

11:00 Depart Old Windsor lock, passage downstream to Runnymede
Remain in groups of like style/size boats and prepare to become part of the Parade of Boating

11:30 Pass the large numbered turning buoy

11:45 On reaching the 'Regatta' warning board pass to the starboard (right) side in to the buoyed area.

- 12:00 Proceed slowly down the Parade area and celebrate with the spectators on the bank.
- 12:30 Continue down the Parade course, round the bends of Runnymede Pleasure Ground (RPG)

MOTORISED CRAFT

The escort for the final row past will not include motorised craft – all motorised craft will be moored on Runnymede Meadows

- 12:45 Find Mooring – please see map (page 31) for your mooring location. Please stay on your mooring for the remainder of the event, and enjoy the spectacle.

MANPOWERED CRAFT

On arrival at the Parade Finish, you can either:

- Complete another circuit of the parade
- Moor in the appropriate place

REPEATING THE PARADE:

- Turn around the downstream numbered buoy
- Proceed upstream in the navigation channel
- Turn around the upstream numbered buoy

MOORING:

- If you decide to moor at this point, please refer to the map (page 31) for a mooring location.

IMPORTANT NOTE:

At 13:00, please refer to Page 16 to prepare for the Finale Row Past.

All boats are to proceed with caution at all times as the river is open to normal traffic and we have over 170 boats invited to our event.

Please take instruction from Marshall, Safety or EA launch.

CRAFT MOORED OVERNIGHT AT OAKLEY COURT HOTEL

For those of you who were part of the River Relay on the 13th the objective for the morning of 14th is to move all of you and your boats downstream as quickly and safely as possible.

There will not be any Escort flotillas during the passage downstream due to the Triathlon.

To achieve this we must work together allowing for the Human Race Triathlon in Windsor – this involves 3000 swimmers in the Thames between 05:00 and 10:00, however there will be a navigation channel maintained.

Please follow any instructions/directions from all safety boats and the EA launches which will be patrolling the area.

We ask that ALL escort boats from the 13th commence transit downstream as early as possible – certainly by 0800. This is to ensure that you are in the correct place to escort the Charter Flotilla and/or QRB 'Gloriana' in the finale row past at Runnymede. (Please note – if you have chosen to remain at Oakley Court overnight, you will not arrive at Runnymede in time to take part in the 800 Years of Boating Parade – you can only partake in the Finale Row Past).

As you transit downstream please stay in lock fill groups of craft - you're still part of the 'Royal Progress' and spectators will be coming out to cheer you on.

- 07:00 Arrive overnight moorings, prepare craft
- 08:00 Depart moorings
- 08:30 Arrive Boveney lock, transit
- 09:00 Depart Boveney lock. Proceed downstream.

As you turn the sharp bend at Windsor Racecourse be aware of the warning signs, buoys and safety boats for the Windsor Triathlon.

The navigation channel will be on the Eton - port (left) - side of the river, the swim area will be on the Windsor side of the river.

Proceed with caution - line astern down the channel

Follow instruction from Safety boats or EA launches

- 10:00 Arrive Romney lock, transit
- 10:30 Depart Romney lock. Proceed downstream
- 11:15 Arrive Old Windsor lock, transit
- 12:15 Depart Old Windsor lock
Immediate Left Turn out of the lock cut, and muster in the correct areas as shown on the map on Page 29

MOTORISED CRAFT

The escort for the final row past will not include motorised craft – all motorised craft will be moored on Runnymede Meadows

- 12:15 Depart Old Windsor lock and continue downstream
- 12:30 Pass the large numbered turning buoy
- 12:45 On reaching the 'Regatta' warning board pass to the starboard (right) side in to the buoyed area.
- 13:00 Proceed slowly down the Parade area and celebrate with the spectators on the bank.
- 13:30 Find Mooring – please see map (page 31) for a mooring location. Please stay on your mooring for the remainder of the event, and enjoy the spectacle.

Prepare to welcome the Charter Flotilla and QRB 'Gloriana'

STATIC MOORED BOATS

Due to the numbers of boats that applied and the size of your craft we have been unable to accommodate you in the River Relay and Parade of Boating but welcome you to the event as static moored craft on the Runnymede Meadow.

Please arrive from your home waters and moor on the National Trust moorings along Runnymede Meadow.

We have negotiated free reserved moorings for the static craft involved in the MC800. They are situated on the lower end of the reach just before the bend to Runnymede Pleasure Ground.

The names of your boats will be supplied to the NT Ranger and they will need to see you flying your MC800th River Relay flag on the day.

This flag will be issued to you from our control at Wraysbury Skiff & Punt Club on the downstream side of the Runnymede Pleasure Grounds.

Please moor up securely and enjoy the spectacle unfolding on Sunday 14th June from 11:00 onwards.

After the arrival of the Charter Flotilla at 14.45 we would ask that you permit smaller manpowered craft to moor alongside your craft in preparation for the arrival of The Queen's Row Barge 'Gloriana', which will be carrying King John and other dignitaries, at 15:15.

The event will then finish at 18:00 after which due to the security operation for the Magna Carta 800th event on the 15th you are required to leave these moorings by 20:00 on the 14th June - Police will be patrolling and asking all boats to clear the Meadow moorings.

Thank you for attending and playing your part in creating the spectacle for the Magna Carta 800th Parade of Boating.

FINALE ROW PAST

The Finale Row Past will be made up of MANPOWERED craft only.

MOTORISED CRAFT

The escort for the final row past will not include motorised craft – all motorised craft will be moored on Runnymede Meadows

13:00 Find Mooring – please see map (page 31) for your mooring location. Please stay on your mooring for the remainder of the event, and enjoy the spectacle.

MANPOWERED CRAFT

13:00 Boats not already in the Lock Cut at Old Windsor Lock should proceed upstream to the Weir Stream (see map on page 29).

13:30 Large craft (gigs, dragon boats) continue up towards the weir, turn and wait

Smaller craft (skiffs, canoes) turn and wait behind the lock island

Take instruction from the waterborne MC Marshall

13:45 Charter Flotilla due to depart Old Windsor lock

SMALL MANPOWERED CRAFT (Skiffs, Canoes etc)

Smaller craft (ONLY) proceed downstream as escort to the Charter Flotilla (on instruction from MC800 Marshall)

Remain astern of the Shallops, maintain the same speed.

14:30 Parade down the buoyed course saluting the spectators

Listen for the following order – “Escort flotilla, easy oars!”
Stop rowing/paddling and hold water

- 14:45 Charter Flotilla arrive RPG
- “Escort flotilla, salute to Magna Carta – toss oars!”
Bring oars to vertical
“Three cheers to the Barons of Old England!”
- “Escort flotilla, lower oars, ready to row, row!”
- 15:00 Now moor alongside the bank or moored craft where possible and prepare to welcome ‘King John’ aboard QRB ‘Gloriana’
- OR
- Continue downstream and beach your boat at WSPC

LARGE MANPOWERED CRAFT (Gigs, Cutters, Dragon Boats etc)

- 14:30 QRB due to depart Old Windsor lock
- Larger craft** proceed downstream (on instruction from MC800 Marshall) as escort to the QRB ‘Gloriana’
Remain astern of the QRB, maintain the same speed.
- 15:00 Parade down the buoyed course saluting the spectators
- Listen for the following order – “Escort flotilla, easy oars!”
Stop rowing/paddling and hold water
- 15:15 QRB ‘Gloriana’ arrive RPG
- “Escort flotilla, salute to King John – toss oars!”
Bring oars to vertical
“Three cheers to King John of England!”
- “Escort flotilla, lower oars” – please wait
- 15:30 “Escort flotilla ready to row, row”
- Row down the Parade channel (do not salute again as you pass the moored flotilla boats)
- Find moorings, beach space and complete the day.

QUEEN'S ROW BARGE 'GLORIANA' & CHARTER FLOTILLA

The objective today is to move you and your boats downstream as quickly and safely as possible to ensure you can join the 170 craft at Runnymede and are in place for the final row pasts.

To achieve this we must work together allowing for the Human Race Triathlon in Windsor – this involves 3000 swimmers in the Thames between 05:00 and 10:00, however there will be a navigation channel maintained.

Please follow any instructions/directions from all safety boats and the EA launches which will be patrolling the area.

There will not be any Escort flotillas during the passage downstream due to the Triathlon. However, as you transit downstream please stay in close formation - you're still part of the 'Royal Progress' and spectators will be coming out to cheer you on.

After the handover at The Brocas Meadow, Eton all craft will join as one flotilla.

CHARTER FLOTILLA

- 08:00 Crews arrive Oakley Court Hotel, prepare craft
- 09:30 VIPs board
- 09:45 Depart moorings
- 10:15 Arrive Boveney lock, transit
- 10:45 Depart Boveney lock. Proceed downstream.
- 11:30 Arrive Brocas Meadow, Eton
Beach the boats bow in to the bay area as indicated by the Marshall
See map on page 26
- 12:00 Depart Brocas Meadow – join the QRB 'Gloriana'
- 12:15 Arrive Romney lock, transit
- 12:45 Depart Romney lock, proceed downstream
When safe overtake QRB.

13:15 Arrive Old Windsor lock, transit

13:45 Depart Old Windsor lock

You have now arrived on the Runnymede reach where other boats involved in the Parade of Boating are already circulating and waiting to escort you down to RPG

All boats are to proceed with caution as the river is open to normal traffic and we have over 170 boats invited to our event.

Please take instruction from Marshall, Safety or EA launch

Proceed downstream in close formation with 'Royal Thamesis' leading (carrying the Town Crier) followed by 'Jubilant' (carrying the Charter Bearers and MC800 Characters) – remaining craft astern.

As you leave the lock cut you will be joined by an escort of other manpowered craft for the final row past at Runnymede.

14:15 On reaching the 'Regatta' warning board pass to the starboard (right) side in to the buoyed Parade area.

Row down the Parade channel celebrating with the spectators on the bank and the other craft moored.

Maintain steady speed, please do not toss oars in salute.

As you approach the end of the reach the escort flotilla will be called to 'Easy oars, salute...etc.' please continue downstream.

14:40 Proceed round the first of the bends at RPG
Easy oars, and moor on the RPG bank as directed by Marshall.

See map on page 33.

14:45 Baron, Charter Bearers, VIPs disembark.

THE QUEEN'S ROW BARGE 'GLORIANA'

- 08:00 Crew arrive Oakley Court Hotel, prepare craft
- 08:45 VIPs board
- 09:00 Depart moorings
- 09:30 Arrive Boveney lock, transit
- 10:00 Depart Boveney lock. Proceed downstream.
- 10:30 Arrive Eton Bridge
- 10:45 Moor Salter's moorings downstream of Eton Bridge
VIPs disembark
- 11:30 VIPs embark
- 11:45 Depart moorings – joined by the Charter Flotilla
- 12:15 Arrive Romney lock, transit
- 12:45 Depart Romney lock
When safe to do so allow Charter Flotilla to pass
- 14:00 Arrive Old Windsor lock, transit
- 14:30 Depart Old Windsor lock

You have arrived on the Runnymede reach where boats involved in the Parade of Boating are already circulating and waiting to escort you down to RPG

All boats are to proceed with caution as the river is still open to normal traffic and we have over 170 boats invited to our event.

Please take instruction from Marshall, Safety or EA launch

As you leave the lock cut you will be joined by an escort of manpowered craft for the final row past at Runnymede.

- 14:45 On reaching the 'Regatta' warning board pass to the starboard (right) side in to the buoyed Parade area.

The EA will instigate a river closure but be aware of any craft remaining in the navigation channel to Port side.

Row down the Parade channel celebrating with the spectators on the bank and the other craft moored.

Maintain steady speed, do not toss oars in salute.

As you approach the end of the reach the escort flotilla will be called to 'Easy oars, salute...etc.' - continue passage downstream.

15:10 Proceed round the first of the bends at RPG
Easy oars and moor on the RPG bank as directed by Marshall.

See map on page 33.

15:15 King John disembark,
VIPs disembark.

15:30 Re enactment of the Sealing of Magna Carta at Runnymede Pleasure
Grounds

DISPERSAL

Now we all have to leave the area as quickly and safely as possible.

All craft please note:

IMPORTANT NOTICE

The moorings on Runnymede Meadows MUST be clear of ALL moored boats by 20:00 on the 14th June, there will be no mooring permitted after this time or on the 15th June.

These moorings are the south bank from French Brothers Boatyard to the bend at Runnymede Pleasure Grounds.
Police will be patrolling and requesting boats to clear the moorings.

A mini bus will be available to return drivers to Datchet and Oakley Court if required. The minibus will depart from WSPC Car Park, and will **NOT** have space to transport boat crews – it will transport **car drivers only**.

MOTORISED CRAFT

Please return to your home moorings or to local overnight moorings.

Please remember there are over 100 small manpowered craft in the area, keep your speed and wash low – **thank you**.

MANPOWERED CRAFT

Those that are able please return to home moorings or local moorings by river.

Those needing to recover and road trail boats please work together with other crews and the MC800 Marshalls at the slipway/trailer park.

Where possible carry your craft ashore and using a trolley take your boat to your trailer and prepare for towing *before* collecting your tow vehicle from the CDC car park.

Larger craft requiring the slipway – prepare your boat and trailer before recovery on the slipway – PLEASE do not block the slipway longer than absolutely necessary.

When ready to leave vehicles should turn left out of RPG towards the A308 j/w M25 to avoid the security operations on Runnymede Meadows.

Location	Arrival time of The Queen's Row Barge 'Gloriana'	Arrival time of the flotilla and start time of the land performance portraying the Magna Carta story
----------	--	--

Sunday 14 June

Oakley Court Hotel SL4 5UR	09:00	09:30
Boveney Lock	09:30	10:15
Brocas Meadow SL4 6BW	10:30	11:30
Romney Lock	12:30	12:30
Old Windsor Lock	14:00	13:15
Bells of Ouzeley SL4 2SH		
Runnymede Pleasure Ground TW20 0AE	15:15	14:45

Key:

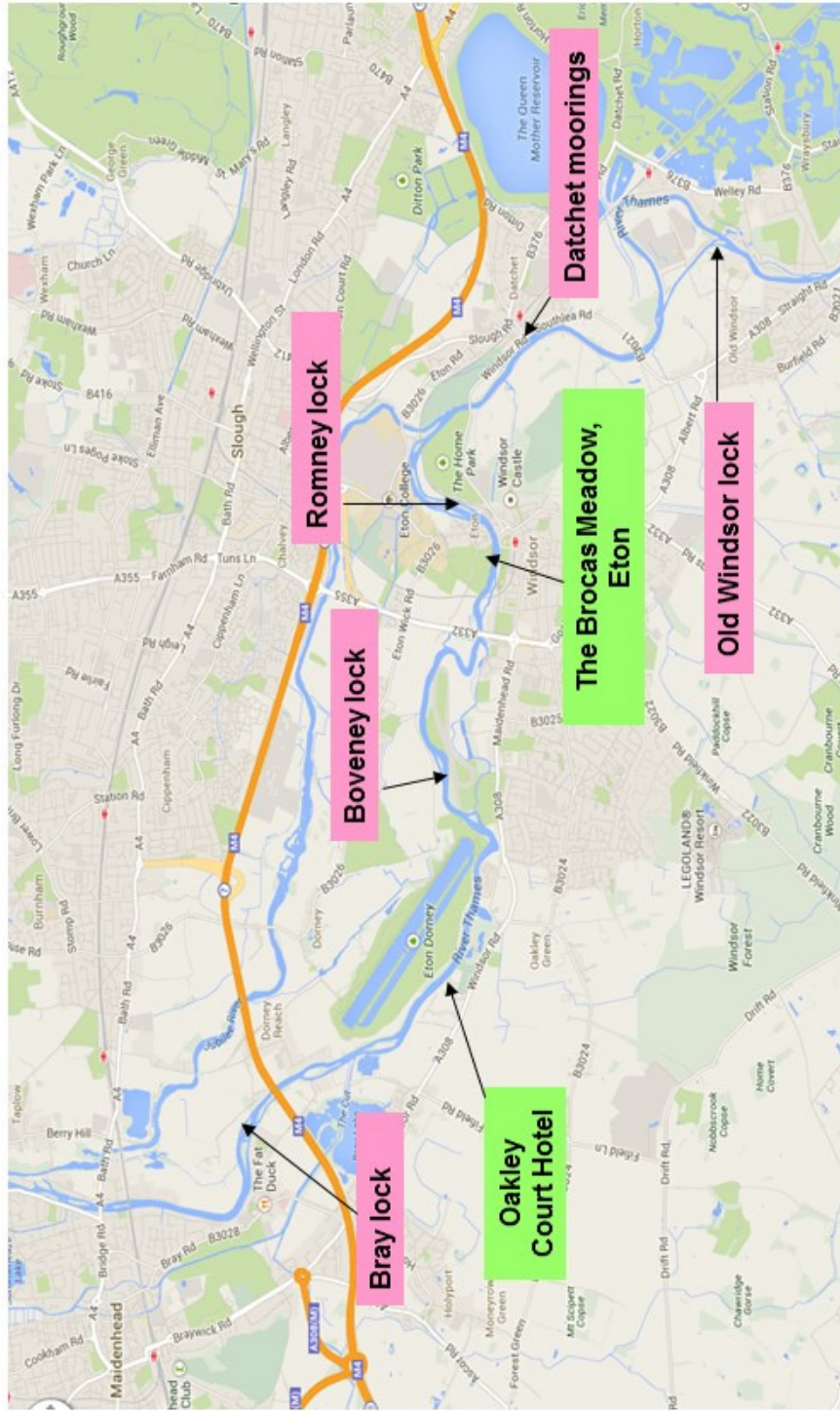
Handover Point with land performance

Please visit www.thamesalive.org.uk/magnacarta for more information about the Handover Points and land performance locations and to check if the planned times have been updated.

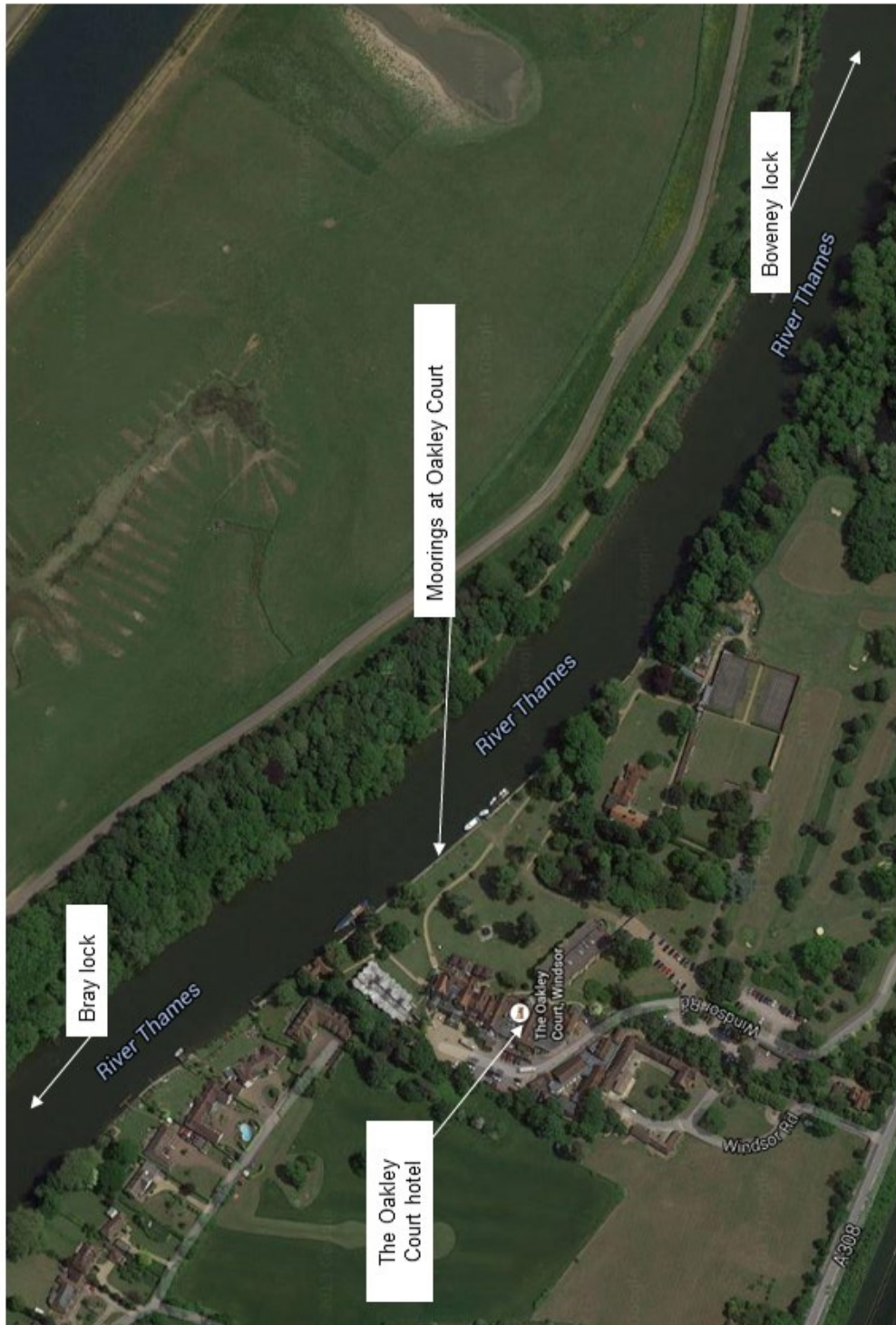
Please note: On the day it is possible that the planned times may vary due to river and lock conditions.



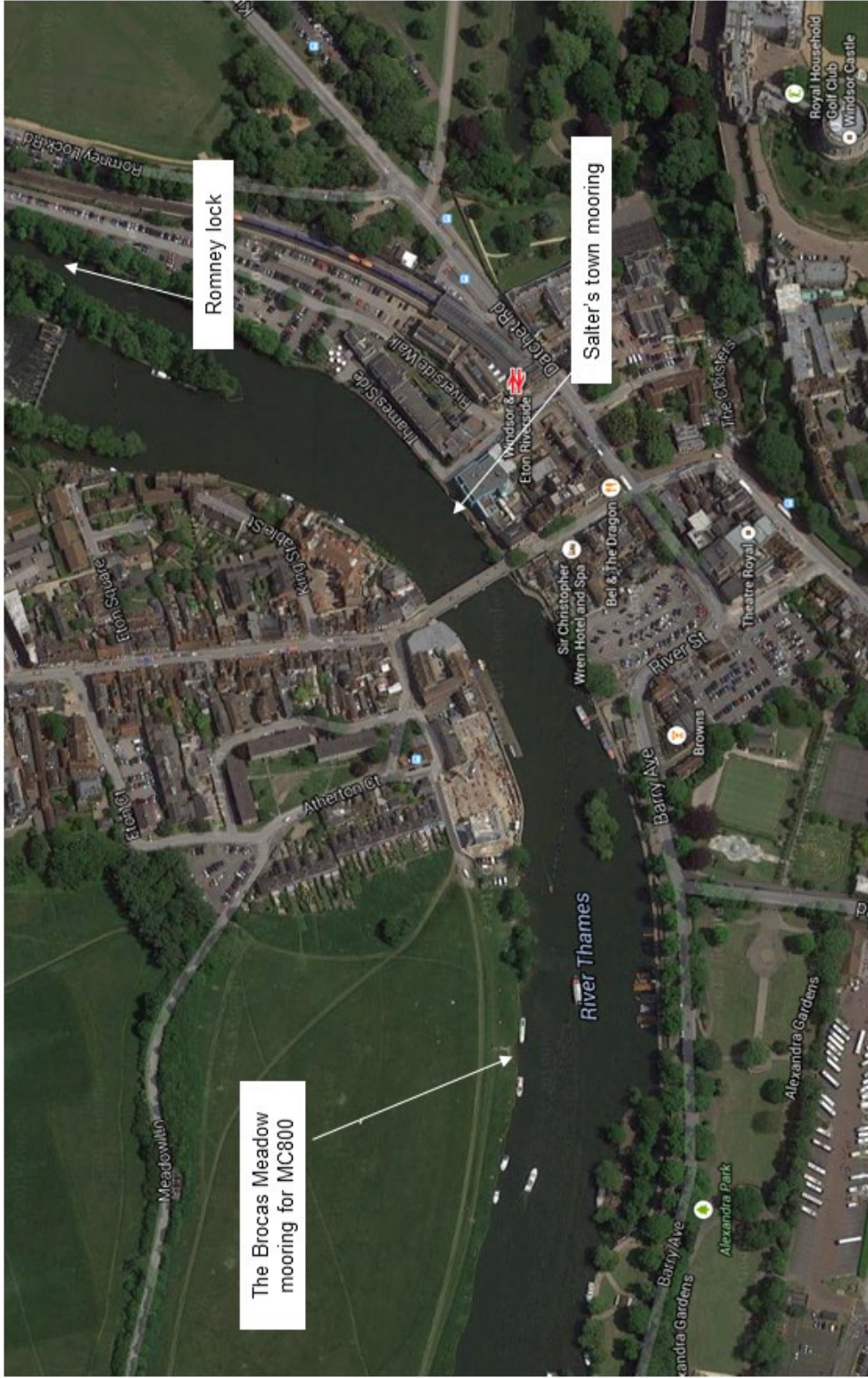
Oakley Court Hotel, The Brocas Meadow, Eton & Datchet moorings



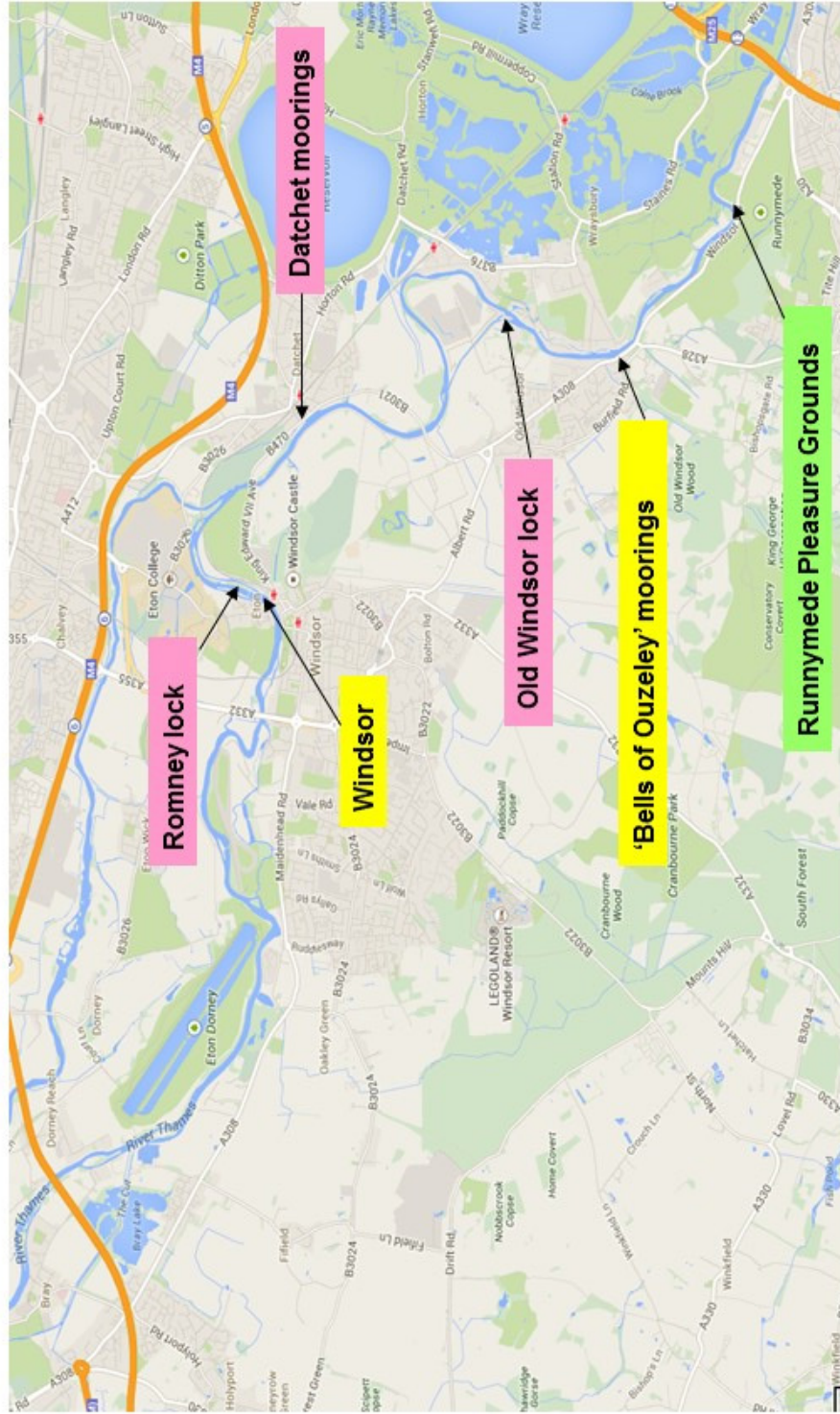
Oakley Court Hotel & moorings



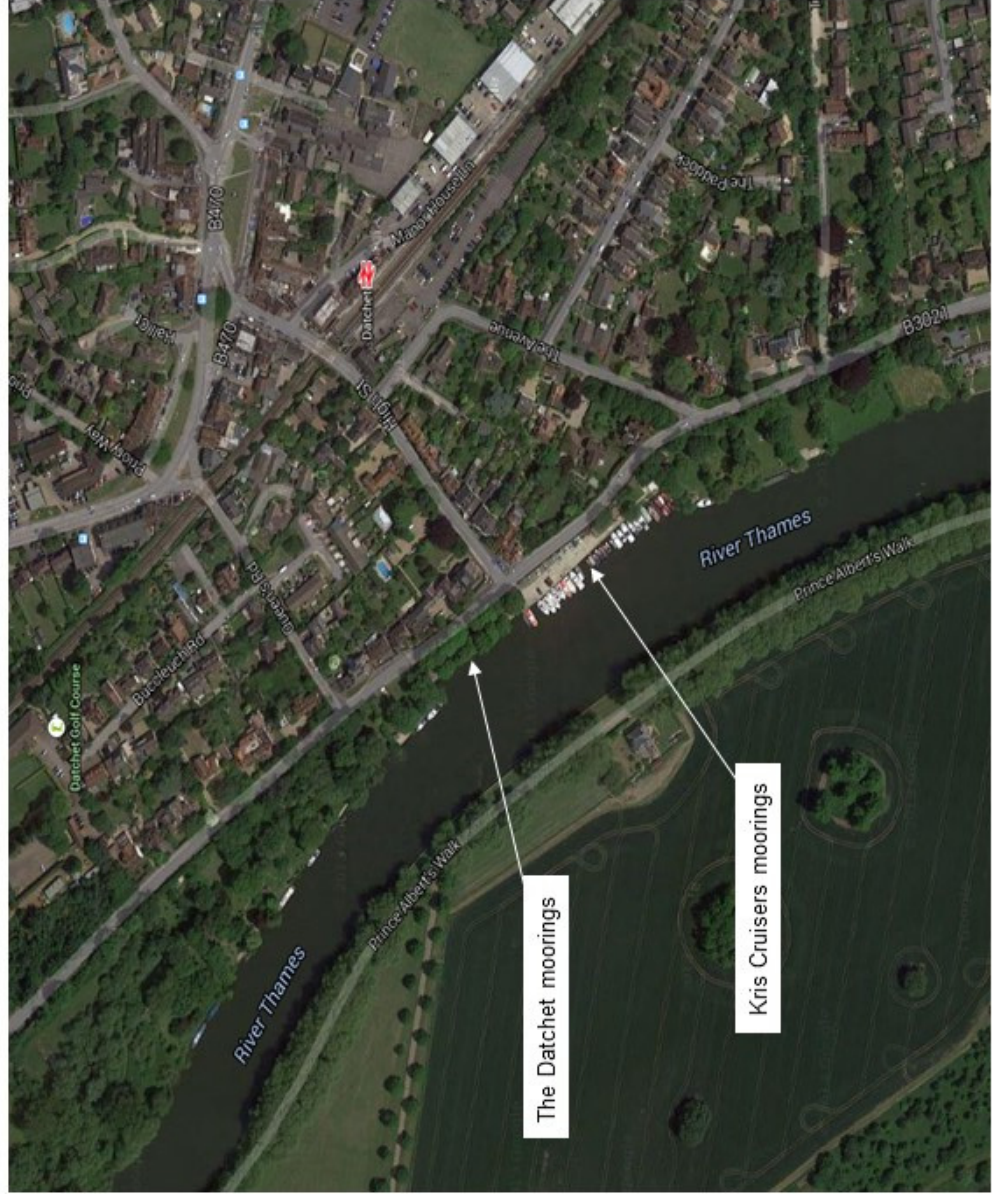
The Brocas Meadow & Salter's moorings, Windsor



Windsor to Runnymede Pleasure Grounds



Datchet Moorings



Old Windsor lock – muster areas



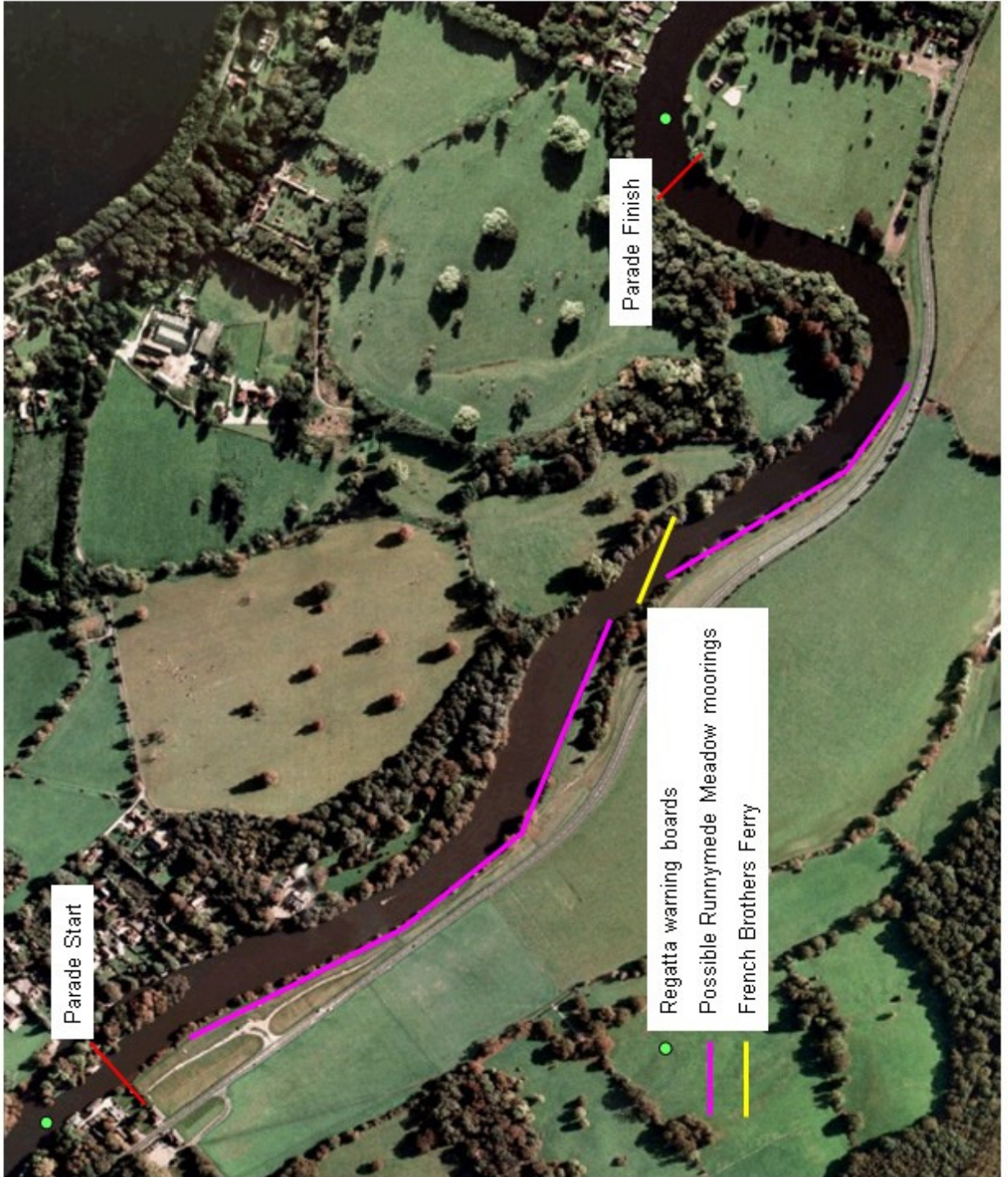
Magna Carta 800th Boating Parade Area



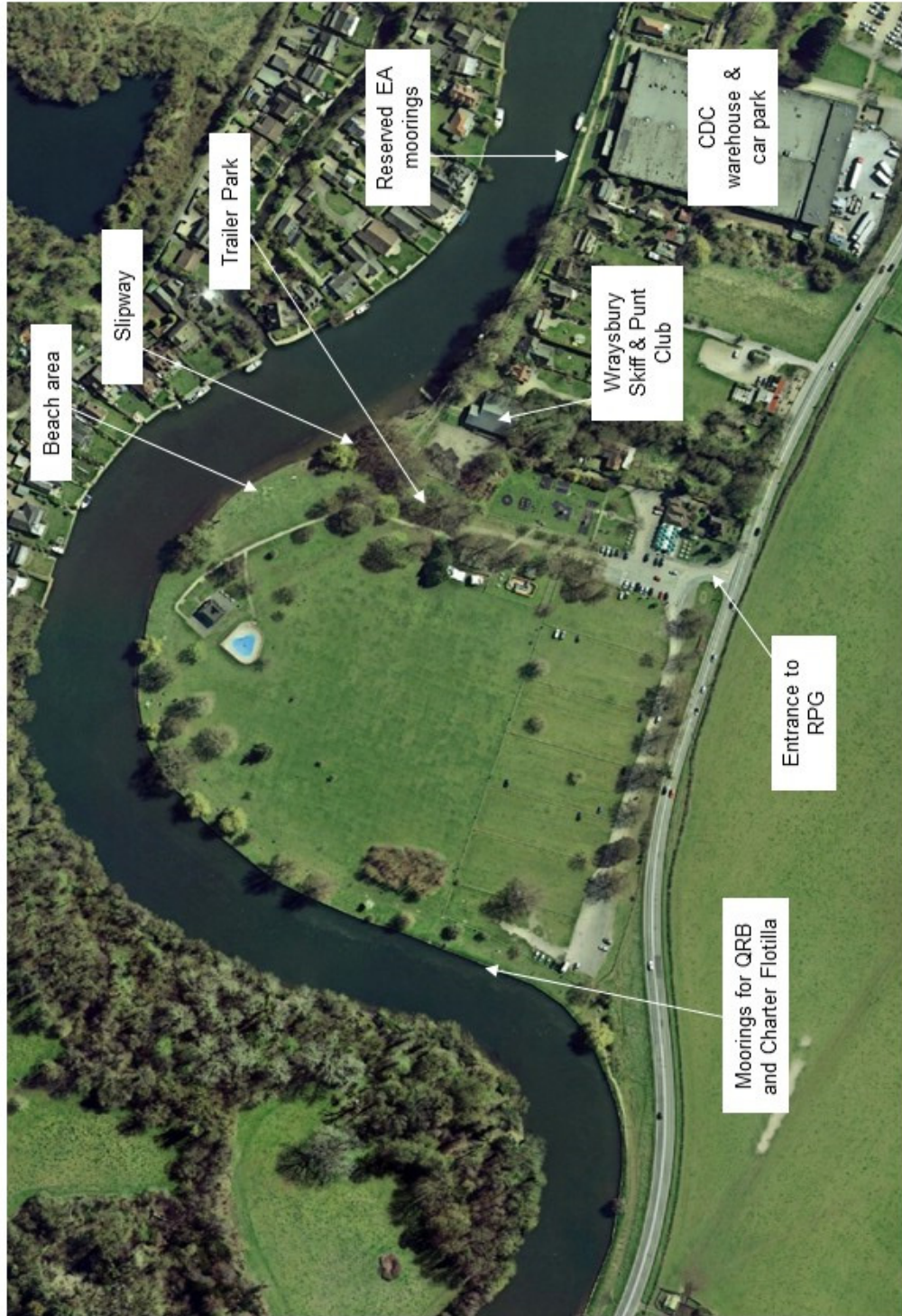
Marker buoy showing turning point (off map)

Marker buoy showing turning point (off map)

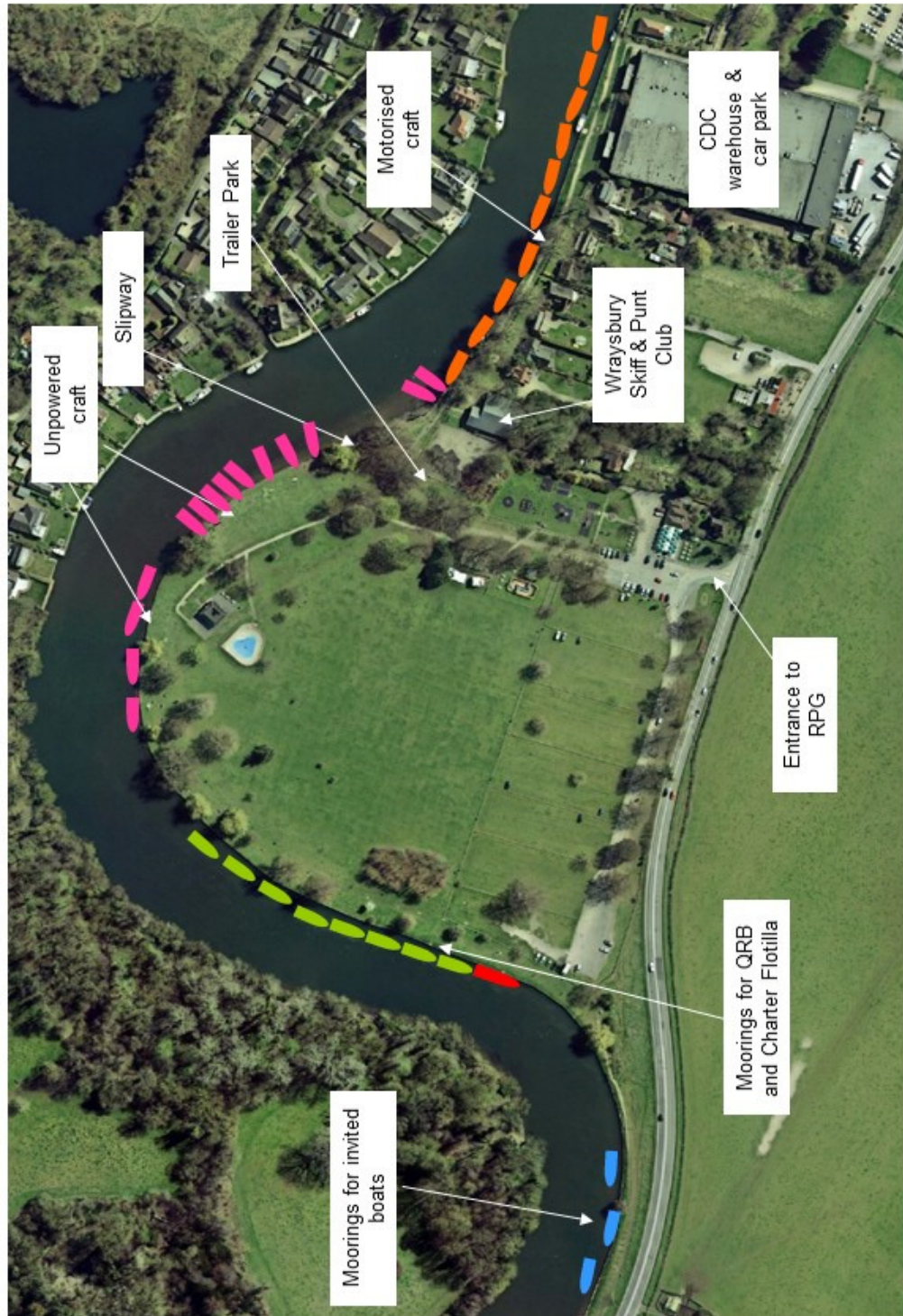
Possible Runnymede Meadow Moorings



Runnymede Pleasure Grounds



Runnymede Pleasure Grounds mooring sites



Road access to Runnymede Pleasure Grounds

